


University of Washington Bulletin




Autumn Quarter 1985 Examination Schedule



**DEPARTMENT, MAJOR, AND COLLEGE CODES
TIME SCHEDULE**

COLLEGE OF ARTS AND SCIENCES

1



TIBETAN

1429 BIOL 101 A 5

W WTHF 1130-1220

SHI 120


GENERAL BIOLOGY

KOZLOFF, E.
WHISLER, R.

1430 BIOL 101 AN LD

T 830-1120

HCH 243




1677 CHEM 236 A 3

M M F 230-320

BAG 154


ORGANIC CHEMISTRY


POCKER, Y.



COLLEGE OF ARTS AND SCIENCES


1	2	3	4	5	6	7	8	9	10	11	12	13	14	15	16	17	18	19	20	21	22	23	24	25	26	27	28	29	30	31	32	33	34	35	36	37	38	39	40	41	42	43	44	45	46	47	48	49	50	51	52	53	54	55	56	57	58	59	60	61	62	63	64	65	66	67	68	69	70	71	72	73	74	75	76	77	78	79	80	81	82	83	84	85	86	87	88	89	90	91	92	93	94	95	96	97	98	99	100
---	---	---	---	---	---	---	---	---	----	----	----	----	----	----	----	----	----	----	----	----	----	----	----	----	----	----	----	----	----	----	----	----	----	----	----	----	----	----	----	----	----	----	----	----	----	----	----	----	----	----	----	----	----	----	----	----	----	----	----	----	----	----	----	----	----	----	----	----	----	----	----	----	----	----	----	----	----	----	----	----	----	----	----	----	----	----	----	----	----	----	----	----	----	----	----	----	----	----	-----






COLLEGE OF ARTS AND SCIENCES

WHPIN






COLLEGE OF ARTS AND SCIENCES

Sched.	DAY	HR	PERIOD	W	R	F	T	S	TIME	LOCATION	TITLE AND REMARKS	INSTRUCTOR
--------	-----	----	--------	---	---	---	---	---	------	----------	-------------------	------------


Sched.	DAY	HR	PERIOD	W	R	F	T	S	TIME	LOCATION	TITLE AND REMARKS	INSTRUCTOR
--------	-----	----	--------	---	---	---	---	---	------	----------	-------------------	------------




COLLEGE OF ARTS AND SCIENCES

1

>>>>	SPHSC 700	A	VAR	>	ARR	-	*	*	MASTERS THESIS ENTRY CARDS EGL 203	4464	STAT	394	A	3	N W F	830-920	LDN	201	PROBABILITY I W/MATH 394 A	CUTYORP
>>>>	SPHSC 800	A	VAR	>	ARR	-	*	*	DOCTORAL DISSERTATION	4465	STAT	394	B	3	N W F	1030-1120	LDN	201	W/MATH 394 B	
>>>>	SPHSC 800	A	VAR	>	ARR	-	*	*	DOCTORAL DISSERTATION	4466	STAT	394	C	3	N W F	1130-1220	LDN	201	W/MATH 394 C	




SCHOOL OF DENTISTRY



INTERSCHOOL OR INTERCOLLEGE PROGRAMS |

SCHOOL OF MEDICINE


WHPIN WHPIN



SCHOOL OF MEDICINE

Sched.	STUDY	DATE	W	H	P	M	TIME	LOCATION	TITLE AND REMARKS	INSTRUCTOR
--------	-------	------	---	---	---	---	------	----------	-------------------	------------

Sched.	STUDY	DATE	W	H	P	M	TIME	LOCATION	TITLE AND REMARKS	INSTRUCTOR
--------	-------	------	---	---	---	---	------	----------	-------------------	------------



>>>>>

CHCS 568 SA

8

>

T TH 1030-1220

MSB T667A

FIELD STUDY MUR ACH
ENTRY CARDS MSB 1515
PLUS 16 MPS MX *

>>>>>

PSN 499 A

1-5

>

ARR.

-

•

•

UNDERGRAD RESEARCH
ENTRY CARDS MSB 1303

>>>>>

PSN 499 A

1-5

>


ARR.

-

•

•

UNDERGRAD RESEARCH
ENTRY CARDS MSB 1303



SCHOOL OF PUBLIC HEALTH

>>>>>>

EPH 600 A

YAR 1 2 1 988

-

6

2

DOCTORAL DISSERTATION

10111111

